

**DSRSD•EBMUD Recycled Water Authority
(DERWA)
Board of Directors**

NOTICE OF REGULAR MEETING

TIME: 6:00 p.m.

DATE: Monday, July 23, 2018

PLACE: Dublin San Ramon Services District Boardroom
7051 Dublin Boulevard
Dublin, California 94568

AGENDA

The mission of the DSRSD•EBMUD Recycled Water Authority is to maximize the amount of recycled water delivered while recovering its costs; in doing so it will provide a reliable and consistent supply of recycled water to DSRSD and EBMUD for service to each of the agencies' customers.

(Next Resolution No. 18-3)

**Recommended
Action**

1. CALL TO ORDER

2. PLEDGE TO THE FLAG

3. ROLL CALL - Members: Coleman, Howard, Mellon and Vonheeder-Leopold
Alternates: Duarte and Linney

4. SPECIAL ANNOUNCEMENTS/ACTIVITIES

5. PUBLIC COMMENT (Meeting Open to Public)

At this time, those in the audience may address the Board on any item not already included in the agenda. Comments should not exceed five minutes. If this is not considered sufficient time to address the issue, please arrange with the Secretary to have that item placed on the agenda for a future Board meeting.

6. CONSENT CALENDAR

Matters listed under this item are considered routine and will be enacted by one action in the form listed below. There will be no separate discussion of these items unless requested by a Member of the Board or the public prior to the time the Board votes on the Motion to adopt.

Approve
by Motion

- A. Approve Minutes of Regular Board Meeting of March 26, 2018
- B. Treasurer's Reports for March 31, April 30 and May 31, 2018
- C. Quarterly Investment Report – March 31 and June 30, 2018

7. BOARD BUSINESS

A. Report for Discussion – DERWA Supply and Storage Alternatives

Receive and
Discuss the
Report

**Recommended
Action**

8. **MANAGER'S REPORTS**

- A. Capital Projects – Phase 2 Recycled Water Treatment Plant Expansion Project Update
- B. Confirm Next Board Meeting – September 24, 2018

9. **BOARDMEMBER ITEMS**

10. **ADJOURNMENT**

Information about and copies of supporting materials on agenda items are available for public review at 7051 Dublin Boulevard, Dublin, at the Reception Desk, or by calling the Authority Secretary at (925) 828-0515. A fee may be charged for copies. During the meeting, information and supporting materials are available by the doorway into the Boardroom. Authority facilities and meetings comply with the Americans with Disabilities Act. If special accommodations are needed, please contact the Authority Secretary as soon as possible, but at least two days prior to the meeting.

**DSRSD • EBMUD RECYCLED WATER AUTHORITY
(DERWA)
Board of Directors Regular Meeting Minutes
Monday, March 26, 2018**

**Dublin San Ramon Services District
7051 Dublin Boulevard, Dublin, California 94568**

1. CALL TO ORDER – Chair Howard called the DSRSD • EBMUD Recycled Water Authority (DERWA) meeting to order at 6:02 p.m. at the Dublin San Ramon Services District Boardroom.
2. PLEDGE TO THE FLAG
3. ROLL CALL – Directors present: Chair Dwight “Pat” Howard, Vice Chair John Coleman, Director Frank Mellon, and Director Georgean Vonheeder-Leopold. DERWA Staff present: Mike Tognolini, Authority Manager; Richard Lou, Treasurer; Doug Coty, General Counsel; and Nicole Genzale, Authority Secretary.
4. SPECIAL ANNOUNCEMENTS/ACTIVITIES - None
5. PUBLIC COMMENT – 6:03 p.m. - None
6. CONSENT CALENDAR
 - A. Approve Minutes of Regular Board Meeting of February 5, 2018
 - B. Treasurer’s Reports for January 31, and February 28, 2018
 - C. Approve Task Order No. 16 for Fiscal Year 2018-19 for Public Information Services with ICF Jones and Stokes, Inc.
 - D. Approve Resolution No. 18-1 Amendment to DERWA’s Conflict of Interest Code and Rescind Resolution No. 96-1

Motion by Director Mellon, Second by Director Vonheeder-Leopold, to approve the Consent Calendar. Motion carried (4-0) by the following vote:

AYES: Mellon, Vonheeder-Leopold, Coleman, Howard
NOES:

7. BOARD BUSINESS

- A. Approve and Adopt the Fiscal Year 2018-2019 Capital and Operating Expenditure Budget

Authority Manager Tognolini reviewed the item for the Board and reported there are no new allocations proposed under the capital budget. The proposed increases to the operating

DRAFT

budget are reflective of increased recycled water deliveries and increased labor to operate the new Actiflo treatment process.

Motion by Vice Chair Coleman, Second by Director Vonheeder-Leopold, to approve by Resolution No. 18-2 the Fiscal Year 2018-2019 Capital and Operating Expenditure Budget. Motion carried (4-0) by the following vote:

AYES: Coleman, Vonheeder-Leopold, Mellon, Howard

NOES:

8. MANAGER'S REPORTS

- Capital Projects – Phase 2 Recycled Water Treatment Plant Expansion Project Update

Authority Manager Tognolini reported the project continues to progress well and has stayed within budget. The substantial completion date has been adjusted from March to mid-April largely due to construction complexities and ensuring proper functionality. Timing will still allow for DERWA to meet recycled water demands this year. The sand filtration UV system is expected to be back in service next week, followed by the Actiflo system. The March rains kept demand low enabling DERWA to meet demands in the winter months using the microfiltration (MF) system. Two approved change orders will be implemented after April: (1) improvements to the heating, venting and cooling systems in the control buildings, and (2) installation of two new variable frequency drives at Pump Station R1. Post-construction, performance testing and re-rating of the filters from 11.7 MGD (million gallons per day) capacity to 16.2 MGD, will take the better part of this year, but will not interrupt treatment or delivery. Though the facility is expected to be at full capacity going into summer of 2019, staff noted that capacity depends in part upon what the filters can manage given water quality.

- Supply and Demand Update

Authority Manager Tognolini gave a presentation to the Board reviewing the following supply and demand topics:

- 7-Day Running Average of Recycled Water Demand Since 2011 - The 2011-2015 average demand remained steady at about 5 MGD. A big increase occurred in 2016 due to overall growth, and increased again to nearly 9 MGD in 2017.
- 2017 Recycled Water Demand - 10 MGD was the average demand on peak days. There were 10 days last summer when all of the available wastewater was used to produce recycled water. Potable water was added at times due to construction activities or depleted wastewater supply.

- Projected Max Day Demands 2017-2022 - Demand is expected to peak at about 15 MGD by 2022. Wastewater supply from new development is less than anticipated due to water conservation and efficiency efforts, resulting in insufficient supply to meet demand going forward. DERWA partner City of Pleasanton contributes more wastewater and will receive its required supply, whereas DSRSD and EBMUD will see a shortage. The Alameda County fairgrounds in Pleasanton is not currently included in these projections.
- 2018 Options to Meet Demand - (1) Use available storage at the plant to level out weekly demands, (2) Use Tassajara Reservoir or Livermore to meet Pleasanton peak demands, (3) Add potable supplies to the system, (4) Switch customers to potable during peak periods, and (5) Demand management.
- Adding Potable Water to Meet Peak Demands - This approach could provide some advantages for roughly one year, but a study needs to be conducted to determine the appropriate use and duration, as well as coordination between the two systems, as peak demand periods are often the same for recycled and potable water.
- Recycled Water Supply - (1) Original projection was 18 MGD by 2019, (2) Current supply is approximately 10-11 MGD, (3) Growth has occurred, but total water usage has not increased as expected and it is unknown how quickly new development will result in additional supply, and (4) As a result, the DERWA system is supply-limited and expected to get worse as demands increase.
- Shortfall Strategies - (1) Potable addition during peak demands (within State guidelines during drought conditions), (2) Demand management - voluntary or mandatory cutbacks, timing shifts for big users, pricing to reflect scarcity, switch users back to potable, (3) Connection moratorium, (4) Central San diversion (temporary - a five-year agreement to divert 1.3 MGD starting next summer is currently being considered), (5) Livermore connection (temporary), (6) Groundwater pumping (though this supply has serious quality issues), (7) Groundwater storage (long term), and (8) Other sources (such as working with East Bay Dischargers Authority, though quite expensive).

The Board expressed its desire to quickly identify alternative supply options, particularly new storage, and see new development begin to make meaningful contributions to the wastewater supply that DERWA relies on.

Staff reported that, in accordance with DSRSD's recently completed Water and Wastewater Master Plans, DERWA should see 12.3 MGD dry weather flow upon buildout of new development (about 2030). Staff noted DERWA customers are solely irrigation users, not industrial, which alleviates certain supply and demand concerns. DSRSD and EBMUD paid for the recycled water conversion costs for existing customers, and new development

includes the necessary infrastructure for recycled water in its planning. They also reported that the outlook for certain alternative options, such as gaining storage in Zone 7's Chain of Lakes in Pleasanton, is waning due to changes in resource planning. The Tri-Valley water agencies will also need to consider their investments in non-potable versus potable reuse while contending with storage limitations and future potable reuse regulations.

Mr. Tognolini's concluding remarks emphasized that recycled water demand is growing despite lower wastewater flows than anticipated when DERWA was created. Securing supplemental supplies will continue to be DERWA's focus in order to avoid demand management measures.

Director Coleman requested staff prepare a report addressing the potential yield and cost of storage options. Staff reported some of this information will be covered by the Joint Tri-Valley Potable Reuse Feasibility Study (to be finalized this summer), and confirmed a fringe groundwater basin would be the one possibility for EBMUD's section of DERWA's service area.

- Confirm Next Board Meeting – May 21, 2018

The Board confirmed the next meeting will be held as scheduled on May 21, 2018.

9. BOARDMEMBER ITEMS

Director Mellon thanked the Boardmembers and staff who attended Central San's March 1 Board meeting to support DERWA's acquisition of supplemental wastewater supply.

10. ADJOURNMENT

Chair Howard adjourned the meeting at 7:04 p.m.

Submitted by,

Nicole M. Genzale, CMC
Authority Secretary

Item 6.B

DERWA
Summary & Recommendation
March 31, 2018 Treasurer's Report
April 30, 2018 Treasurer's Report
May 31, 2018 Treasurer's Report

Summary:

Attached are the Treasurer's Reports for the months ending March 31, April 30, and May 31, 2018 submitted by Treasurer Richard Lou.

Recommendation:

The Treasurer recommends the DERWA Board of Directors approve, by Motion, the Treasurer's Reports for the months March 31, April 30, and May 31, 2018.

July 23, 2018

Attachments

**DSRSD/EBMUD RECYCLED WATER AUTHORITY
TREASURER'S REPORT FOR March 31, 2018**

STAFF REPORT

Attached is the DERWA Treasurer's Report for the month ending March 31, 2018. A summary of transactions and recommendation follows.

Revenues/Funding: During the month, \$649,798 in agency reimbursements was received. Also payments of \$200,000 was received from the City of Pleasanton

Expenses: Current monthly expenditures were \$1,930,223. Fiscal year-to-date expenditures for FY18 total \$11,240,036 of which \$1,524,897 was operating expenses and \$9,715,139 was capital expenditures. Expenditures do not reflect all staff and consultant costs incurred but not yet billed to DERWA in FY18.




Cash: The cash balance at March 31, 2018 was (\$2,279,823).

Submitted by:



Richard Lou
Treasurer

Dated: April 4, 2018

Prepared by  (M. Alvarez)
Reviewed by  (L. Fan)
Reviewed by  (S. Klein)

DSRSD/EBMUD RECYCLED WATER AUTHORITY
TREASURER'S REPORT
FOR THE PERIOD ENDED MARCH 31, 2018

CAPITAL - PROJECT	Program Budget @ FY 2018	Expenditures FY 17 and Prior (a)	Expenditures Current Month	Expenditures FY 18 YTD (b)	Expenditures Grand Total (a+b)	DSRSD EXP Grand Total	EBMUD EXP Grand Total
Pipeline Reach 1	0	7,560,517	0	0	7,560,517	4,383,920	3,176,597
Pipeline Reach 2	0	4,558,120	0	0	4,558,120	3,882,264	675,856
Pipeline Reach 3	0	2,286,003	0	0	2,286,003	1,719,204	566,799
Pipeline Reach 4	0	1,614,959	0	0	1,614,959	363,685	1,251,274
Pipeline Reach 5	0	1,430,991	0	0	1,430,991	200,195	1,230,796
Pipeline Reach 6	0	6,759,869	0	0	6,759,869	430,784	6,329,085
Treatment Plant	0	15,732,794	0	0	15,732,794	8,948,843	6,783,951
Pump Stations	0	8,563,294	0	0	8,563,294	6,776,648	1,786,646
Water Tanks	0	12,393,483	0	0	12,393,483	7,221,552	5,171,931
Phase 2 Pipeline & Pump Station	0	3,462,938	0	0	3,462,938	0	3,462,938
Backbone Corrosion	0	1,109,004	0	0	1,109,004	122,302	986,702
SCADA	233,000	15,410	0	326,316	341,726	194,784	146,942
EBMUD Pipeline Phase 2, 3 & 4	0	602,193	0	0	602,193	0	602,193
Fine Screening	0	927,811	0	0	927,811	528,852	398,959
New/Replacement Capital <50K	150,000	253,947	0	0	253,947	144,750	109,197
MF/UV Control Programing Update	0	144,366	0	0	144,366	82,289	62,077
Program Planning & Air Relief	410,000	5,491,623	0	0	5,491,623	2,696,685	2,794,938
Planning Prior Years	0	3,665,330	0	0	3,665,330	1,796,012	1,869,318
Permanent Suppl. Supply	105,000	347,149	1,302	8,090	355,239	206,038	149,201
PSR-1 VFD Replacement	0	0	0	0	0	0	0
RSR200B Hypo Feed	0	0	0	0	0	0	0
MF Membrane Replace	700,000	1,000	0	697,833	698,833	335,440	363,393
LVAMWA Connection	0	0	0	0	0	0	0
6th RWTP Sand Filter	0	255	0	0	255	27	228
DWR IRWM- Prop 84 Rd 3 Drought Project	0	16,432	0	0	16,432	8,216	8,216
PSR1 /Recy. Water Treatment Expansion	9,383,000	4,992,198	1,313,228	6,335,134	11,327,332	5,218,244	6,109,088
Pleasanton Capital Billing/Contingency	0	2,187,689	485,715	2,347,766	4,535,455	0	4,535,455
Capitalized Interest	0	1,960,872	0	0	1,960,872	960,827	1,000,045
Total Capital Impr. Proj. Element	10,981,000	86,078,247	1,800,245	9,715,139	95,793,386	46,221,561	49,571,825

OPERATING - ITEM	Budget FY 18	Expenditures FY 17 and Prior (a)	Expenditures Current Month	Expenditures FY 18 YTD (b)	Expenditures Grand Total (a+b)	DSRSD EXP Grand Total	EBMUD EXP Grand Total
DERWA Program Manager	196,350	2,907,276	30,830	130,291	3,037,567	2,171,090	866,478
Treasurer	38,500	2,713,822	2,797	27,906	2,741,728	2,056,296	685,432
Legal Counsel	15,000	425,624	864	5,867	431,491	323,618	107,873
Secretary	3,620	200,347	1,834	6,602	206,949	155,212	51,737
Other	108,000	1,175,647	0	96,705	1,272,352	954,264	318,088
Operation and Maintenance Detail	2,145,370	13,993,406	93,654	1,257,525	15,250,931	11,780,472	3,470,459
Debt Service	1,645,513	20,383,542	0	0	20,383,542	10,952,080	9,431,462
Total Operating Program Element	4,152,353	41,799,664	129,978	1,524,897	43,324,560	28,393,032	14,931,529

PROJECT TOTALS	15,133,353	127,877,911	1,930,223	11,240,036	139,117,946	74,614,593	64,503,354
-----------------------	-------------------	--------------------	------------------	-------------------	--------------------	-------------------	-------------------

REVENUES & FUNDING	Current Month	Fiscal Year
Agency Contribution		
DSRSD	0	0
EBMUD	0	0
Agency Reimbursements - DSRSD	642,444	4,904,977
Agency Reimbursements - EBMUD	7,354	1,959,636
Commercial Paper Issued	0	0
Pleasanton payments	200,000	565,837
Interest / Contracts	0	(24)
Misc Income	0	0
TOTAL REVENUES & FUNDING	849,798	7,430,425



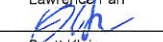
	Current Month	Fiscal Year
CASH AVAILABLE		
Beginning Cash	(1,199,398)	182,804
Beg. Balance Accural Adj	0	1,346,984
Rounding	0	0
Total Revenues & Funding	849,798	7,430,425
Total Expenditures	(1,930,223)	(11,240,036)
Ending Cash	(2,279,823)	(2,279,823)

Prepared by Manuel Alvarez Jr. Date: 4-2-18
Reviewed by Lawrence Fish Date: 4-3-18
Approved by Scott Klein Date: 4/3

DSRSD/EBMUD RECYCLED WATER AUTHORITY
SUMMARY OF EXPENDITURES
FOR THE PERIOD ENDED
MARCH 31, 2018

Check Date	Check Number	Payee	Category	TOTAL Amount	DSRSD Amount	EBMUD Amount	Operating	Capital	CK-OP	
03/02/18	2510867	ICF- Jones & Stokes	Op-Prg Mgr-Public Info (49/51)	1,415.00	721.65	693.35	O	1,415.00	0.00	1,415.00
03/02/18	2510834	FedEx	Op-Prg Manager-Other(75/25)	89.63	67.22	22.41	O	89.63	0.00	89.63
03/02/18	2510955	Office Team	Op-Prg Manager-Staff (75/25)	946.34	709.76	236.59	O	946.34	0.00	946.34
03/09/18	2511388	Office Team	Op-Prg Manager-Staff (75/25)	925.76	694.32	231.44	O	925.76	0.00	925.76
03/09/18	2511261	DSRSD-Capital	Cap-DSRSD Inv RWTP (D-portion 46%)	375,315.84	375,315.84		C	0.00	375,315.84	0.00
03/09/18	2511261	DSRSD-Capital	Cap-DSRSD Inv RWTP (E-portion 27%)	220,294.09		220,294.09	C	0.00	220,294.09	0.00
03/09/18	2511261	DSRSD-Capital	Cap-DSRSD Inv RWTP (Pleasanton27%)	220,294.09			C	-	220,294.09	-
03/16/18	2511679	EBMUD	Op- Trea- Cost Acct(75/25)	2,374.53	1,780.90	593.63	O	2,374.53	0.00	4,221.33
03/16/18	2511679	EBMUD	Op-Prg Manager(75/25)	4,555.18	3,416.39	1,138.80	O	4,555.18	0.00	4,230.19
03/16/18	2511679	EBMUD	Op- Trea-Salary(75/25)	422.15	316.61	105.54	O	422.15	0.00	1,055.36
03/16/18	2511679	EBMUD	Op-Prg Manager-Staff (75/25)	15,378.25	11,533.69	3,844.56	O	15,378.25	0.00	14,032.81
03/16/18	2511679	EBMUD	Cap - Prm Suppl Wtr Sup (58/42)	1,302.00	755.16	546.84	C	0.00	1,302.00	0.00
03/16/18	2511623	BBSI	Op-Prg Manager-Staff (75/25)	1,755.00	1,316.25	438.75	O	1,755.00	0.00	1,755.00
03/16/18	2511736	ICF- Jones & Stokes	Op-Prg Mgr-Public Info (49/51)	4,770.00	2,432.70	2,337.30	O	4,770.00	0.00	4,770.00
03/23/18	2512130	DSRSD-Operating	Op-Secretary (75/25)	1,831.28	1,373.46	457.82	O	1,831.28	0.00	1,831.28
03/23/18	2512130	DSRSD-Operating	Op-Secr. Expense (75/25)	2.57	1.93	0.64	O	2.57	0.00	2.57
03/23/18	2512130	DSRSD-Operating	Op-Operating (75/25)	93,653.67	70,240.25	23,413.42	O	93,653.67	0.00	93,653.67
03/23/18	2512130	DSRSD-Capital	Cap-DSRSD Inv RWTP (D-portion 46%)	452,197.94	452,197.94		C	0.00	452,197.94	0.00
03/23/18	2512130	DSRSD-Capital	Cap-DSRSD Inv RWTP (E-portion 27%)	265,420.53		265,420.53	C	0.00	265,420.53	0.00
03/23/18	2512130	DSRSD-Capital	Cap-DSRSD Inv RWTP (Pleasanton27%)	265,420.53			C	-	265,420.53	-
03/23/18	2512084	Bold, Polisner, Maddow, Nelson & Judson	Op-Prg Manager-Staff (75/25)	864.00	648.00	216.00	O	864.00	0.00	864.00
03/23/18	2512074	BBSI	Op-Prg Manager-Staff (75/25)	994.50	745.88	248.63	O	994.50	0.00	994.50
				1,930,222.88	924,267.94	520,240.33				
							129,977.86	1,800,245.02	130,787.44	
Certificates of Disb.										
Wk Ending	Amount									
3/2/18	\$ 2,450.97									
3/9/18	\$ 816,829.78									
3/16/18	\$ 30,557.11									
3/23/18	\$1,080,385.02									
3/30/18										
				</						

0.00 Reconciled
0.00 Reconciled
0.00 Reconciled

Prepared by  Date: 4-2-18
Reviewed by  Date: 4-3-18
Approved by  Date: 4/3
Manuel Alvarez Jr.
Lawrence Fan
Scott Klein

DERWA CASH REPORT

Cash Balance as of

02/28/18

(1,199,398.19) Reconciled to DERWA TR

Add member agency's contribution:

DSRSD Contribution		
EBMUD Contribution		
Agency Reimbursements - DSRSD		642,443.70
Agency Reimbursements - EBMUD		7,353.83
City of Pleasanton Payments	Phase 2 RWP 3/6/18	200,000.00
Interest Income		
Other Reimbursements- Misc		

Less invoice payments:

ICF Jones & Stokes	3/2/2018	(1,415.00)
FedEx	3/2/2018	(89.63)
Office Team	3/2/2018	(946.34)
Office Team	3/9/2018	(925.76)
DSRSD-Capital	3/9/2018	(815,904.02)
EBMUD	3/16/2018	(24,032.11)
BBSI	3/16/2018	(1,755.00)
ICF Jones & Stokes	3/16/2018	(4,770.00)
DSRSD	3/23/2018	(95,487.52)
DSRSD-Capital	3/23/2018	(983,039.00)
Bold, Polisner, Maddow, Nelson & Judson	3/23/2018	(864.00)
BBSI	3/23/2018	(994.50)

Cash Balance as of

03/31/18

(2,279,823.54)

Rounding

0.54

Cash Balance 03/31/18

(2,279,823.00)

Prepared by

Manuel Alvarez Jr.

Date

4-2-18

Reviewed by

Lawrence Fan

Date

4-3-18

Approved by

Scott Klein

Date

4/3

DSRSD/EBMUD RECYCLED WATER AUTHORITY
TREASURER'S REPORT FOR April 30, 2018

STAFF REPORT

Attached is the DERWA Treasurer's Report for the month ending April 30, 2018. A summary of transactions and recommendation follows.

Revenues/Funding: During the month, \$1,255,893 in agency reimbursements was received. Also payments of \$1,622,799 was received from the City of Pleasanton

Expenses: Current monthly expenditures were \$1,503,802. Fiscal year-to-date expenditures for FY18 total \$12,743,838 of which \$1,675,082 was operating expenses and \$11,068,756 was capital expenditures. Expenditures do not reflect all staff and consultant costs incurred but not yet billed to DERWA in FY18.




Cash: The cash balance at April 30, 2018 was (\$904,932).

Submitted by:



Richard Lou
Treasurer

Dated: May 4, 2018

Prepared by  (M. Alvarez)
Reviewed by  (L. Fan)
Reviewed by  (S. Klein)

**DSRSD/EBMUD RECYCLED WATER AUTHORITY
TREASURER'S REPORT
FOR THE PERIOD ENDED APRIL 30, 2018**

CAPITAL - PROJECT	Program Budget @ FY 2018	Expenditures FY 17 and Prior (a)	Expenditures Current Month	Expenditures FY 18 YTD (b)	Expenditures Grand Total (a+b)	DSRSD EXP Grand Total	EBMUD EXP Grand Total
Pipeline Reach 1	0	7,560,517	0	0	7,560,517	4,383,920	3,176,597
Pipeline Reach 2	0	4,558,120	0	0	4,558,120	3,882,264	675,856
Pipeline Reach 3	0	2,286,003	0	0	2,286,003	1,719,204	566,799
Pipeline Reach 4	0	1,614,959	0	0	1,614,959	363,685	1,251,274
Pipeline Reach 5	0	1,430,991	0	0	1,430,991	200,195	1,230,796
Pipeline Reach 6	0	6,759,869	0	0	6,759,869	430,784	6,329,085
Treatment Plant	0	15,732,794	0	0	15,732,794	8,948,843	6,783,951
Pump Stations	0	8,563,294	0	0	8,563,294	6,776,648	1,786,646
Water Tanks	0	12,393,483	0	0	12,393,483	7,221,552	5,171,931
Phase 2 Pipeline & Pump Station	0	3,462,938	0	0	3,462,938	0	3,462,938
Backbone Corrosion	0	1,109,004	0	0	1,109,004	122,302	986,702
SCADA	233,000	15,410	0	326,316	341,726	194,784	146,942
EBMUD Pipeline Phase 2, 3 & 4	0	602,193	0	0	602,193	0	602,193
Fine Screening	0	927,811	0	0	927,811	528,852	398,959
New/Replacement Capital <50K	150,000	253,947	0	0	253,947	144,750	109,197
MF/UV Control Programing Update	0	144,366	0	0	144,366	82,289	62,077
Program Planning & Air Relief	410,000	5,491,623	0	0	5,491,623	2,696,685	2,794,938
Planning Prior Years	0	3,665,330	0	0	3,665,330	1,796,012	1,869,318
Permanent Suppl. Supply	105,000	347,149	665	8,755	355,904	206,424	149,480
PSR-1 VFD Replacement	0	0	0	0	0	0	0
RSR200B Hypo Feed	0	0	0	0	0	0	0
MF Membrane Replace	700,000	1,000	0	697,833	698,833	335,440	363,393
LVMWA Connection	0	0	0	0	0	0	0
6th RWTP Sand Filter	0	255	0	0	255	27	228
DWR IRWM- Prop 84 Rd 3 Drought Project	0	16,432	0	0	16,432	8,216	8,216
PSR1 /Recy. Water Treatment Expansion	9,383,000	4,992,198	987,655	7,322,789	12,314,987	7,926,911	4,388,076
Pleasanton Capital Billing/Contingency	0	2,187,689	365,297	2,713,063	4,900,752	0	4,900,752
Capitalized Interest	0	1,960,872	0	0	1,960,872	960,827	1,000,045
Total Capital Impr. Proj. Element	10,981,000	86,078,247	1,353,617	11,068,756	97,147,003	48,930,614	48,216,389

OPERATING - ITEM	Budget FY 18	Expenditures FY 17 and Prior (a)	Expenditures Current Month	Expenditures FY 18 YTD (b)	Expenditures Grand Total (a+b)	DSRSD EXP Grand Total	EBMUD EXP Grand Total
DERWA Program Manager	196,350	2,907,276	55,304	185,595	3,092,871	2,211,340	881,531
Treasurer	38,500	2,713,822	4,993	32,899	2,746,721	2,060,040	686,681
Legal Counsel	15,000	425,624	1,619	7,486	433,110	324,833	108,277
Secretary	3,620	200,347	787	7,390	207,737	155,803	51,934
Other	108,000	1,175,647	0	96,705	1,272,352	954,264	318,088
Operation and Maintenance Detail	2,145,370	13,993,406	87,482	1,345,007	15,338,413	11,846,084	3,492,330
Debt Service	1,645,513	20,383,542	0	0	20,383,542	10,952,080	9,431,462
Total Operating Program Element	4,152,353	41,799,664	150,185	1,675,082	43,474,747	28,504,444	14,970,303

PROJECT TOTALS	15,133,353	127,877,911	1,503,802	12,743,838	140,621,750	77,435,058	63,186,692
-----------------------	-------------------	--------------------	------------------	-------------------	--------------------	-------------------	-------------------

REVENUES & FUNDING	Current Month	Fiscal Year
Agency Contribution		
DSRSD	0	0
EBMUD	0	0
Agency Reimbursements - DSRSD	924,268	5,829,244
Agency Reimbursements - EBMUD	331,625	2,291,261
Commercial Paper Issued	0	0
Pleasanton payments	1,622,799	2,188,636
Interest / Contracts	0	(24)
Misc Income	0	0
TOTAL REVENUES & FUNDING	2,878,692	10,309,117

CASH AVAILABLE	Current Month	Fiscal Year
Beginning Cash	(2,279,821)	182,804
Beg. Balance Accrual Adj	0	1,346,984
Rounding	0	0
Total Revenues & Funding	2,878,692	10,309,117
Total Expenditures	(1,503,802)	(12,743,838)
Ending Cash	(904,932)	(904,932)

Prepared by Manuel Alvarez Jr. Date: 5-2-18
Reviewed by Lawrence Fan Date: 5/2/18
Approved by Scott Klein Date: 5/2

DSRSD/EBMUD RECYCLED WATER AUTHORITY
SUMMARY OF EXPENDITURES
FOR THE PERIOD ENDED
APRIL 30, 2018

Check Date	Check Number	Payee	Category	TOTAL Amount	DSRSD Amount	EBMUD Amount		Operating	Capital	CK-OP
04/06/18		Sue Monatague	Op- Prgm Mgr Expenses (75/25)	56.19	42.14	14.05	O	56.19	0.00	56.19
04/06/18		BBSI	Op-Prg Manager-Staff (75/25)	1,462.50	1,096.88	365.63	O	1,462.50	0.00	1,462.50
04/06/18		FedEx	Op-Prg Manager-Other(75/25)	154.13	115.60	38.53	O	154.13	0.00	154.13
04/13/18		EBMUD	Op- Trea- Cost Acct(75/25)	730.43	547.82	182.61	O	730.43	0.00	730.43
04/13/18		EBMUD	Op-Prg Manager(75/25)	8,979.66	6,734.75	2,244.92	O	8,979.66	0.00	8,979.66
04/13/18		EBMUD	Op- Trea-Salary(75/25)	1,756.05	1,317.04	439.01	O	1,756.05	0.00	1,756.05
04/13/18		EBMUD	Op-Prg Manager-Staff (75/25)	19,875.81	14,906.86	4,968.95	O	19,875.81	0.00	19,875.81
04/13/18		EBMUD	Cap - Prm Suppl Wtr Sup (58/42)	665.16	498.87	166.29	C	0.00	665.16	4,221.33
04/13/18		BBSI	Op-Prg Manager-Staff (75/25)	312.00	234.00	78.00	O	312.00	0.00	4,230.19
04/27/18		Bold, Polisner, Maddow, Nelson & Judson	Op-Prg Manager-Staff (75/25)	1,618.90	1,214.18	404.73	O	1,618.90	0.00	1,055.36
04/27/18		DSRSD-Operating	Op-Secretary (75/25)	759.88	569.91	189.97	O	759.88	0.00	14,032.81
04/27/18		DSRSD-Operating	Op-Secr. Expense (75/25)	27.45	15.92	11.53	O	27.45	0.00	0.00
04/27/18		DSRSD-Operating	Op-Operating (75/25)	87,481.97	65,611.48	21,870.49	O	87,481.97	0.00	87,481.97
04/27/18		EBMUD	Op- Trea- Cost Acct(75/25)	2,506.45	1,278.29	1,228.16	O	2,506.45	0.00	2,506.45
04/27/18		EBMUD	Op-Prg Manager(75/25)	976.21	732.16	244.05	O	976.21	0.00	976.21
04/27/18		EBMUD	Op-Prg Manager-Staff (75/25)	17,827.46	13,370.60	4,456.87	O	17,827.46	0.00	17,827.46
04/27/18		BBSI	Op-Prg Manager-Staff (75/25)	936.00	702.00	234.00	O	936.00	0.00	936.00
04/27/18		DSRSD-Capital	Cap-DSRSD Inv RWTP (D-portion 46%)	622,357.82	622,357.82		C	0.00	622,357.82	0.00
04/27/18		DSRSD-Capital	Cap-DSRSD Inv RWTP (E-portion 27%)	365,296.98		365,296.98	C	0.00	365,296.98	0.00
04/27/18		DSRSD-Capital	Cap-DSRSD Inv RWTP (Pleasanton27%)	365,296.98			C	-	365,296.98	-
04/27/18		ICF- Jones & Stokes	Op-Prg Mgr-Public Info (49/51)	4,724.25	3,543.19	1,181.06	O	4,724.25	0.00	4,724.25
					-	-		0.00	0.00	0.00
				1,503,802.28	734,889.48	403,615.82		150,185.34	1,353,616.94	171,006.80

Certificates of Disb.	
Wk Ending	Amount
4/6/18	\$ 1,672.82
4/13/18	\$ 32,319.11
4/27/18	\$1,469,810.35
	\$ 1,503,802.28

Pleasanton- 385,172.79

OP 150,185.34
CAP 1,353,616.94

0.00 Reconciled
0.00 Reconciled
0.00 Reconciled

Prepared by Date: 5-2-18
Reviewed by Date: 5/2/18
Approved by Date: 5/2
Manuel Alvarez Jr.
Lawrence Fan
Scott Klein

DERWA CASH REPORT

Cash Balance as of 03/31/18 (2,279,821.00) Reconciled to DERWA TR

Add member agency's contribution:

DSRSD Contribution		
EBMUD Contribution		
Agency Reimbursements - DSRSD		924,267.94
Agency Reimbursements - EBMUD		331,624.89
City of Pleasanton Payments	Phase 2 RWP 3/6/18	1,622,799.00
Interest Income		
Other Reimbursements- Misc		




Less invoice payments:

Sue Montague	4/6/2018	(56.19)
BBSI	4/6/2018	(1,462.50)
Fed Ex	4/6/2018	(154.13)
EBMUD	4/13/2018	(32,007.11)
BBSI	4/13/2018	(312.00)
Bold, Polisner, Maddow, Nelson & Judson	4/27/2018	(1,618.90)
DSRSD	4/27/2018	(88,269.30)
EBMUD	4/27/2018	(21,310.12)
BBSI	4/27/2018	(936.00)
DSRSD	4/27/2018	(1,352,951.78)
ICF Jones & Stokes	4/27/2018	(4,724.25)

Cash Balance as of 04/30/18 (904,931.45)

Rounding (0.55)

Cash Balance 04/30/18 (904,932.00)

Prepared by 
Manuel Alvarez Jr.
Reviewed by 
Lawrence Fan
Approved by 
Scott Klehn

Date 5-2-18
Date 5/2/18
Date 5/2

**DSRSD/EBMUD RECYCLED WATER AUTHORITY
TREASURER'S REPORT FOR May 31, 2018**

STAFF REPORT

Attached is the DERWA Treasurer's Report for the month ending May 31, 2018. A summary of transactions and recommendation follows.

Revenues/Funding: During the month, \$1,138,505 in agency reimbursements was received.

Expenses: Current monthly expenditures were \$258,955. Fiscal year-to-date expenditures for FY18 total \$13,002,790 of which \$1,795,800 was operating expenses and \$11,206,990 was capital expenditures. Expenditures do not reflect all staff and consultant costs incurred but not yet billed to DERWA in FY18.




Cash: The cash balance at May 31, 2018 was (\$25,380).

Submitted by:



Richard Lou
Treasurer

Dated: June 7, 2018

Prepared by  (M. Alvarez)
Reviewed by  (L. Fan)
Reviewed by  (S. Klein)

DSRSD/EBMUD RECYCLED WATER AUTHORITY
TREASURER'S REPORT
FOR THE PERIOD ENDED May 31, 2018

CAPITAL - PROJECT	Program Budget @ FY 2018	Expenditures FY 17 and Prior (a)	Expenditures Current Month	Expenditures FY 18 YTD (b)	Expenditures Grand Total (a+b)	DSRSD EXP Grand Total	EBMUD EXP Grand Total
Pipeline Reach 1	0	7,560,517	0	0	7,560,517	4,383,920	3,176,597
Pipeline Reach 2	0	4,558,120	0	0	4,558,120	3,882,264	675,856
Pipeline Reach 3	0	2,286,003	0	0	2,286,003	1,719,204	566,799
Pipeline Reach 4	0	1,614,959	0	0	1,614,959	363,685	1,251,274
Pipeline Reach 5	0	1,430,991	0	0	1,430,991	200,195	1,230,796
Pipeline Reach 6	0	6,759,869	0	0	6,759,869	430,784	6,329,085
Treatment Plant	0	15,732,794	0	0	15,732,794	8,948,843	6,783,951
Pump Stations	0	8,563,294	0	0	8,563,294	6,776,648	1,786,646
Water Tanks	0	12,393,483	0	0	12,393,483	7,221,552	5,171,931
Phase 2 Pipeline & Pump Station	0	3,462,938	0	0	3,462,938	0	3,462,938
Backbone Corrosion	0	1,109,004	0	0	1,109,004	122,302	986,702
SCADA	233,000	15,410	0	326,316	341,726	194,784	146,942
EBMUD Pipeline Phase 2, 3 & 4	0	602,193	0	0	602,193	0	602,193
Fine Screening	0	927,811	0	0	927,811	528,852	398,959
New/Replacement Capital <50K	150,000	253,947	0	0	253,947	144,750	109,197
MF/UV Control Programing Update	0	144,366	0	0	144,366	82,289	62,077
Program Planning & Air Relief	410,000	5,491,623	0	0	5,491,623	2,696,685	2,794,938
Planning Prior Years	0	3,665,330	0	0	3,665,330	1,796,012	1,869,318
Permanent Suppl. Supply	105,000	347,149	0	8,755	355,904	206,424	149,480
PSR-1 VFD Replacement	0	0	0	0	0	0	0
RSR200B Hypo Feed	0	0	0	0	0	0	0
MF Membrane Replace	700,000	1,000	0	697,833	698,833	335,440	363,393
LVAMWA Connection	0	0	0	0	0	0	0
6th RWTP Sand Filter	0	255	0	0	255	27	228
DWR IRWM- Prop 84 Rd 3 Drought Project	0	16,432	0	0	16,432	8,216	8,216
PSR1 /Recy. Water Treatment Expansion	9,383,000	4,992,198	100,911	7,423,700	12,415,898	7,990,498	4,425,400
Pleasanton Capital Billing/Contingency	0	2,187,689	37,323	2,750,386	4,938,075	0	4,938,075
Capitalized Interest	0	1,960,872	0	0	1,960,872	960,827	1,000,045
Total Capital Impr. Proj. Element	10,981,000	86,078,247	138,234	11,206,990	97,285,237	48,994,201	48,291,035

OPERATING - ITEM	Budget FY 18	Expenditures FY 17 and Prior (a)	Expenditures Current Month	Expenditures FY 18 YTD (b)	Expenditures Grand Total (a+b)	DSRSD EXP Grand Total	EBMUD EXP Grand Total
DERWA Program Manager	196,350	2,907,276	11,802	197,397	3,104,673	2,218,070	886,603
Treasurer	38,500	2,713,822	0	32,899	2,746,721	2,060,040	686,681
Legal Counsel	15,000	425,624	1,752	9,238	434,862	326,147	108,715
Secretary	3,620	200,347	1,725	9,114	209,461	157,096	52,365
Other	108,000	1,175,647	0	96,705	1,272,352	954,264	318,088
Operation and Maintenance Detail	2,145,370	13,993,406	105,442	1,450,448	15,443,854	11,925,165	3,518,690
Debt Service	1,645,513	20,383,542	0	0	20,383,542	10,952,080	9,431,462
Total Operating Program Element	4,152,353	41,799,664	120,721	1,795,800	43,595,464	28,592,862	15,002,604

PROJECT TOTALS	15,133,353	127,877,911	258,955	13,002,790	140,880,701	77,587,063	63,293,639
-----------------------	-------------------	--------------------	----------------	-------------------	--------------------	-------------------	-------------------

REVENUES & FUNDING	Current Month	Fiscal Year
Agency Contribution	0	0
DSRSD	0	0
EBMUD	0	0
Agency Reimbursements - DSRSD	735,496	6,564,740
Agency Reimbursements - EBMUD	403,010	2,694,270
Commercial Paper Issued	0	0
Pleasanton payments	0	2,188,636
Interest / Contracts	0	(24)
Misc Income	0	0
TOTAL REVENUES & FUNDING	1,138,505	11,447,622
CASH AVAILABLE	Current Month	Fiscal Year
Beginning Cash	(904,931)	182,804
Beg. Balance Accrual Adj	0	1,346,984
Rounding	0	0
Total Revenues & Funding	1,138,505	11,447,622
Total Expenditures	(258,955)	(13,002,790)
Ending Cash	(25,380)	(25,380)

Prepared by Manuel Alvarez Jr. Date: 6-5-18
Reviewed by Lawrence Fan Date: 6/5/18
Approved by Scott Klein Date: 6/5

[illegible][illegible]

120,719.66	138,233.85	140,663.67
------------	------------	------------

0.00 Reconciled
0.00 Reconciled
0.00 Reconciled

Prepared by Manuel Alvarez Jr. Date: 6-5-18
Reviewed by Lawrence Fan Date: 6/5/18
Approved by Scott Klein Date: 6/5

DERWA CASH REPORT

Cash Balance as of

04/30/18

(904,931.45) Reconciled to DERWA TR

Add member agency's contribution:

DSRSD Contribution	
EBMUD Contribution	
Agency Reimbursements - DSRSD	735,495.70
Agency Reimbursements - EBMUD	403,009.61
City of Pleasanton Payments	
Interest Income	
Other Reimbursements- Misc	

Less invoice payments:

BBSI	5/4/2018	(819.00)
DSRSD	5/4/2018	(107,166.16)
Bold, Polisner, Maddow, Nelson & Judson	5/11/2018	(1,752.00)
BBSI	5/11/2018	(819.00)
ICF Jones & Stokes	5/18/2018	(5,475.82)
BBSI	5/25/2018	(1,092.00)
BBSI	5/25/2018	(916.50)
SRVCC	5/25/2018	(2,679.18)
DSRSD	5/25/2018	(138,233.85)

Cash Balance as of

05/31/18




(25,379.65)

Rounding

(0.35)

Cash Balance 05/31/18

(25,380.00)

Prepared by 
 Reviewed by 
 Approved by 
 Scott Klein

Date 6-5-18
 Date 6/5/18
 Date 6/5

Item 6.C

DERWA Summary & Recommendation

Quarterly Investment Report – March 31 and June 30, 2018

Summary:

Section 53646 of the Government Code allows the Treasurer of the Authority to submit to the Authority Manager, the Internal Auditor, and the Board of Directors a quarterly investment report. It also stipulates that the investment report must include the types of investments in which the Authority has invested its funds, the issuer, date of maturity, the value of the investment at maturity, and the dollar amount that is invested in the security.

The investments held by the Authority on March 31 and June 30, 2018 were \$0.00. The investment portfolio is in full compliance with the Board's adopted policy regarding the Authority's investments.

In compliance with Section 53646(b)3 of the Government Code, this report denotes that the Authority will be able to meet expenditure requirements for the next six months from revenues/reimbursements/contributions from member agencies.

Recommendation:

The Treasurer recommends the DERWA Board of Directors approve, by Motion, the Quarterly Investment Reports for March 31 and June 30, 2018.

July 23, 2018

Item 7.A

DERWA Summary and Recommendation

DERWA Supply and Storage Alternatives

Summary:

Staff will provide a presentation on DERWA activities to develop supplemental supplies and storage alternatives to meet future peak summer recycled water demands. The presentation will include updates on the following actions and alternatives:

- Current demand, customer outreach, and strategies to encourage conservation
- Short-term storage at the treatment plant and Tassajara Reservoir to level out peak daily demands
- Backup potable supply options in EBMUD, DSRSD, and Pleasanton service areas
- Near-term supplemental supplies and storage development, including diversion from Central Contra Costa Sanitary District and groundwater production in the Fringe Basin
- Longer-term supplemental supplies and storage alternatives, including groundwater storage in the Fringe or Main Basin, groundwater wells, and supply from other wastewater sources

Recommendation:

The Authority Manager recommends the DERWA Board of Directors receive and discuss the report.

July 23, 2018

MANAGER'S REPORTS

- A. Capital Projects – Phase 2 Recycled Water Treatment Plant Expansion Project Update
- B. Confirm Next Board Meeting – September 24, 2018